

Pillow Fort


INSTRUCTIONS

1. Set up Furniture




Set up chairs opposite each other or around a couch in a large circle.

2. Construct the Roof




Using a rope, drape a sheet across your structure. Secure with clips if necessary.

3. Build Walls



Use additional bedding, or cushions to fill in gaps around the base.

4. Decorate!



Add a sign or string lights inside to make the fort your own.

Please...

KEEP OUT!



★ FORT ★



Pillow Fort
KIT