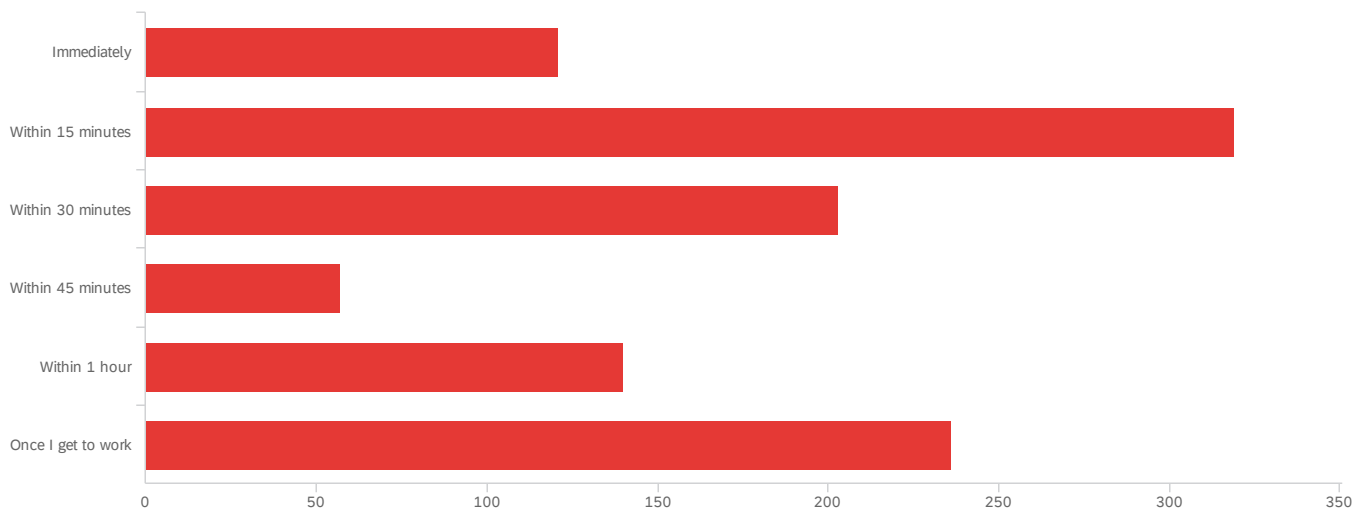


Default Report

SA: Email before work

April 12, 2023 1:22 PM MDT

Q1 - How soon after waking up do you check your work email?



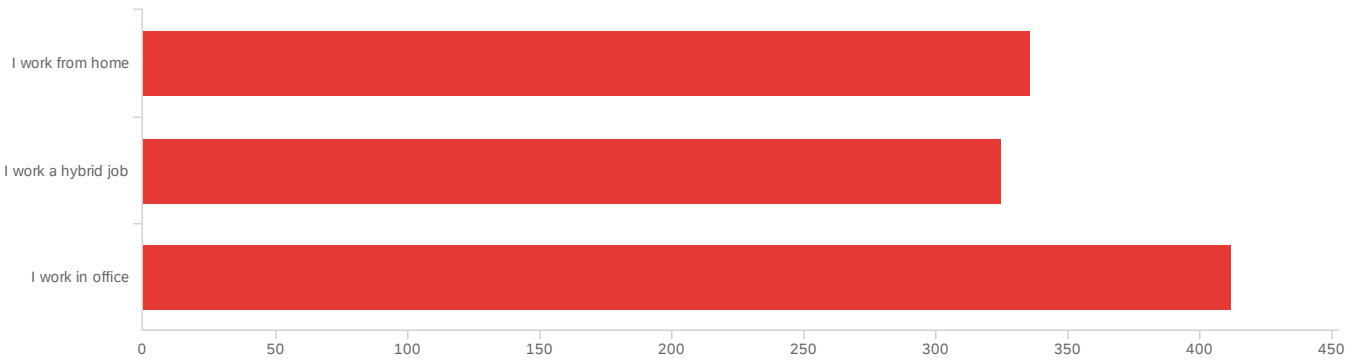
#	Field	Minimum	Maximum	Mean	Std Deviation	Variance	Count
1	How soon after waking up do you check your work email?	1.00	6.00	3.45	1.76	3.09	1,076

#	Field	Choice Count
1	Immediately	11.25% 121
2	Within 15 minutes	29.65% 319
3	Within 30 minutes	18.87% 203
4	Within 45 minutes	5.30% 57
5	Within 1 hour	13.01% 140
6	Once I get to work	21.93% 236

1076

Showing rows 1 - 7 of 7

Q2 - Do you work from home or in the office?

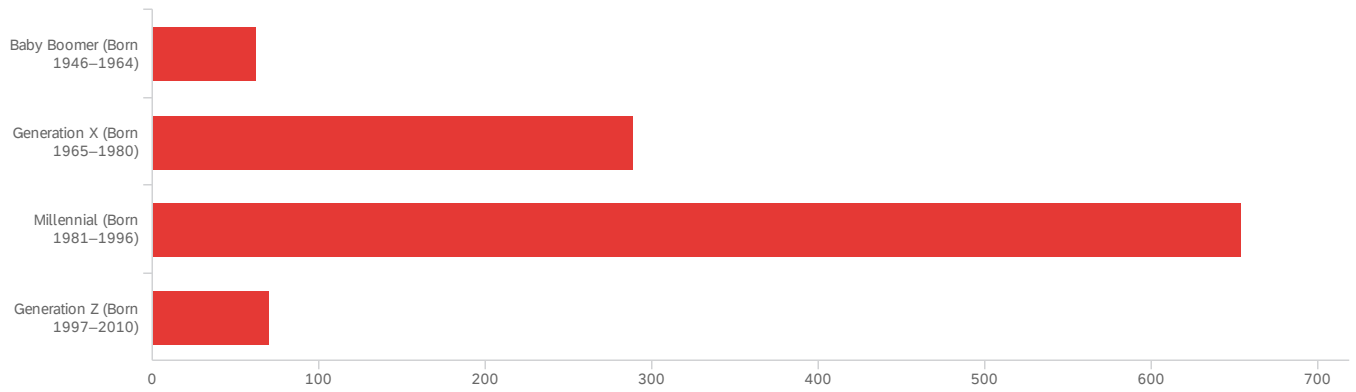


#	Field	Minimum	Maximum	Mean	Std Deviation	Variance	Count
1	Do you work from home or in the office?	1.00	3.00	2.07	0.83	0.69	1,073

#	Field	Choice Count
1	I work from home	31.31% 336
2	I work a hybrid job	30.29% 325
3	I work in office	38.40% 412
		1073

Showing rows 1 - 4 of 4

Q3 - Which best applies to you?



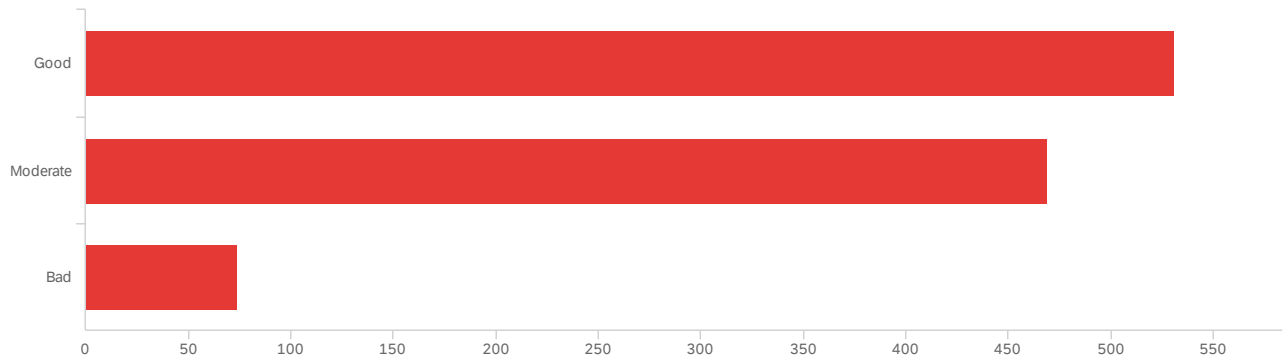
#	Field	Minimum	Maximum	Mean	Std Deviation	Variance	Count
1	Which best applies to you?	1.00	4.00	2.68	0.68	0.46	1,075

#	Field	Choice Count
1	Baby Boomer (Born 1946-1964)	5.77% 62
2	Generation X (Born 1965-1980)	26.88% 289
3	Millennial (Born 1981-1996)	60.84% 654
4	Generation Z (Born 1997-2010)	6.51% 70

1075

Showing rows 1 - 5 of 5

Q4 - How would you rate your work/life balance?

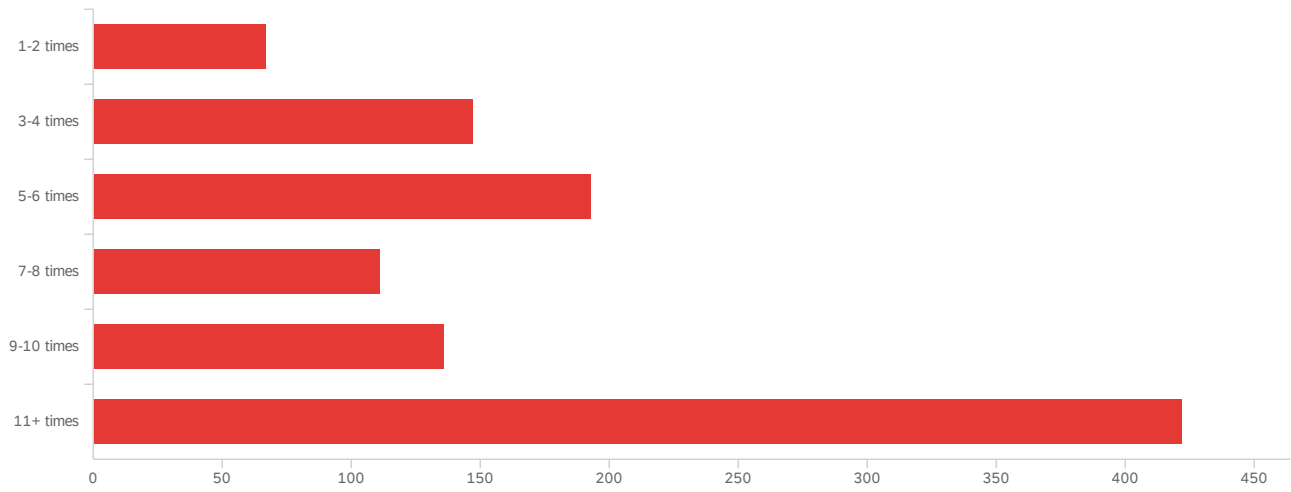


#	Field	Minimum	Maximum	Mean	Std Deviation	Variance	Count
1	How would you rate your work/life balance?	1.00	3.00	1.57	0.62	0.38	1,074

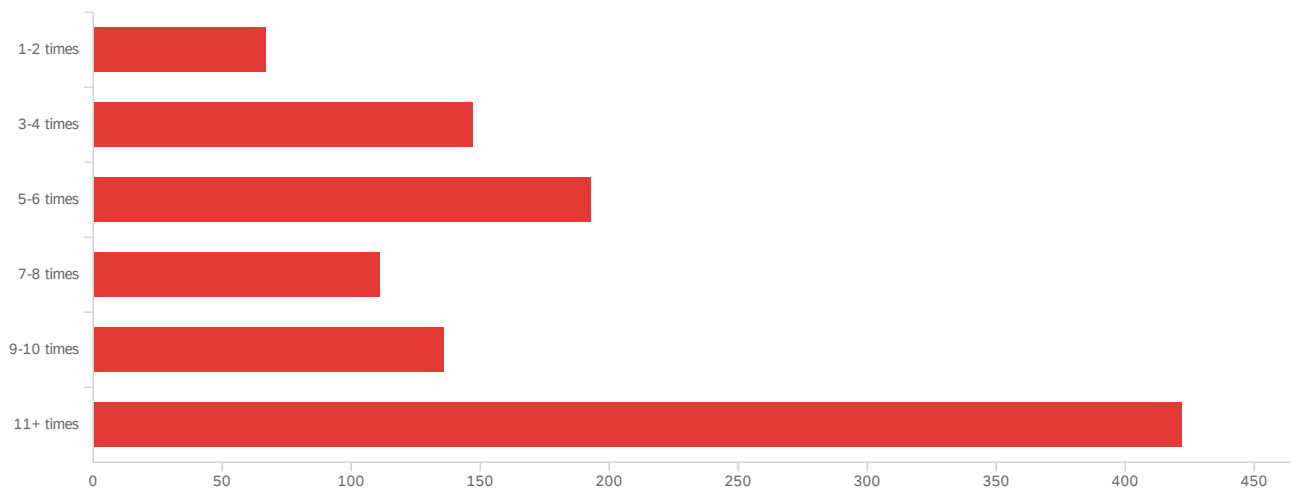
#	Field	Choice Count
1	Good	49.44% 531
2	Moderate	43.67% 469
3	Bad	6.89% 74
		1074

Showing rows 1 - 4 of 4

Q5 - How many times per day do you check your work email?



#	Field	Minimum	Maximum	Mean	Std Deviation	Variance	Count
1	How many times per day do you check your work email?	1.00	6.00	4.27	1.71	2.91	1,076



End of Report

